










# 5/2-directional valve, Series 581, size 3

- ISO 5599-1
- ISO 3
- 5/2
- With spring return
- $Q_n = 4800$  l/min
- Compressed air connection output Base plate ISO 5599-1
- Electrical connection Plug, EN 175301-803, form A
- Manual override with detent, without detent



Version	Spool valve
Sealing principle	Soft sealing
Blocking principle	Single base plate principle
Connection type	Plate connection
Standards	ISO 5599-1, ISO 3
Working pressure min./max.	See table below
Control pressure min./max.	3 ... 10 bar
Ambient temperature min./max.	-15 ... 50 °C
Medium temperature min./max.	-15 ... 50 °C
Medium	Compressed air
Max. particle size	50 µm
Oil content of compressed air	0 ... 5 mg/m <sup>3</sup>
Nominal flow $Q_n$	4800 l/min
Flow conductance C	18,9 l/(s*bar)
Protection class with connection	IP65
Compatibility index	14
Duty cycle	100 %
Typ. switch-on time	24 ms
Typ. switch-off time	66 ms
Mounting screw	with hexagon socket
Mounting screw tightening torque	10 Nm
Weight	0,99 kg

## Technical data

Part No.		MO	Operationalvoltage DC	Operationalvoltage AC 50 Hz	Voltage tolerance DC
5813170650			24 V	-	-10% / +10%
5813170450			-	230 V	-
5813171650			24 V	-	-10% / +10%
5813171450			-	230 V	-
5813172650			24 V	-	-10% / +10%
5813172450			-	230 V	-
5813173650			24 V	-	-10% / +10%
5813173450			-	230 V	-

Part No.	Voltage tolerance AC 50 Hz	Power consumption DC	Holding power AC 50 Hz	Switch-on power AC 50 Hz

Part No.	Voltage tolerance AC 50 Hz	Power consumption DC	Holding power AC 50 Hz	Switch-on power AC 50 Hz
5813170650	-	2 W	-	-
5813170450	-10% / +10%	-	4,8 VA	7 VA
5813171650	-	2 W	-	-
5813171450	-10% / +10%	-	4,8 VA	7 VA
5813172650	-	2 W	-	-
5813172450	-10% / +10%	-	4,8 VA	7 VA
5813173650	-	2 W	-	-
5813173450	-10% / +10%	-	4,8 VA	7 VA

Part No.	Pilot	Working pressure min./max.	Compatibility index
5813170650	internal	3 ... 10 bar	14
5813170450	internal	3 ... 10 bar	14
5813171650	internal	3 ... 10 bar	14
5813171450	internal	3 ... 10 bar	14
5813172650	external	-0,95 ... 10 bar	14
5813172450	external	-0,95 ... 10 bar	14
5813173650	external	-0,95 ... 10 bar	14
5813173450	external	-0,95 ... 10 bar	14

Part No.	Electrical connection Pilot valve	Throttle
5813170650	Plug EN 175301-803, form A	-
5813170450	Plug EN 175301-803, form A	-
5813171650	Plug EN 175301-803, form A	with throttle
5813171450	Plug EN 175301-803, form A	with throttle
5813172650	Plug EN 175301-803, form A	-
5813172450	Plug EN 175301-803, form A	-
5813173650	Plug EN 175301-803, form A	with throttle
5813173450	Plug EN 175301-803, form A	with throttle

Nominal flow  $Q_n$  at 6 bar and  $\Delta p = 1$  bar, MO = Manual override, An operating pressure of up to 16 bar is possible in the version with manual override without detent.

## Technical information

The min. control pressure must be adhered to, since otherwise faulty switching and valve failure may result!

The pressure dew point must be at least 15 °C under ambient and medium temperature and may not exceed 3 °C .

The oil content of compressed air must remain constant during the life cycle.

Use only the approved oils from AVENTICS. Further information can be found in the "Technical information" document (available in the MediaCentre).

## Technical information

Housing	Aluminum
Seals	Acrylonitrile butadiene rubber

## Dimensions

### Dimensions

