


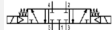

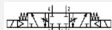
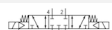







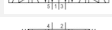
# 5/3-directional valve, Series 581, size 2

- ISO 5599-1
- ISO 2
- 5/3
- Qn = 2100 l/min
- Compressed air connection output Base plate ISO 5599-1
- Electrical connection Plug, EN 175301-803, form A
- Manual override without



Version	Spool valve
Sealing principle	Soft sealing
Blocking principle	Single base plate principle
Connection type	Plate connection
Standards	ISO 5599-1, ISO 2
Working pressure min./max.	See table below
Control pressure min./max.	3 ... 16 bar
Ambient temperature min./max.	-15 ... 50 °C
Medium temperature min./max.	-15 ... 50 °C
Medium	Compressed air
Max. particle size	50 µm
Oil content of compressed air	0 ... 5 mg/m <sup>3</sup>
Nominal flow Qn	2100 l/min
Flow conductance C	8,9 l/(s*bar)
Protection class with connection	IP65
Duty cycle	100 %
Typ. switch-on time	17 ms
Typ. switch-off time	36 ms
Mounting screw	with hexagon socket
Mounting screw tightening torque	3,5 Nm
Weight	0,71 kg

## Technical data

Part No.		Operationalvoltage DC	Operationalvoltage AC 50 Hz	Voltage tolerance DC
5812490530		24 V	-	-10% / +10%
5812490430		-	230 V	-
5812491530		24 V	-	-10% / +10%
5812491430		-	230 V	-
5812492530		24 V	-	-10% / +10%
5812492430		-	230 V	-
5812493530		24 V	-	-10% / +10%
5812493430		-	230 V	-
5812590530		24 V	-	-10% / +10%
5812590430		-	230 V	-
5812591530		24 V	-	-10% / +10%
5812591430		-	230 V	-
5812592530		24 V	-	-10% / +10%

Part No.		Operationalvoltage DC	Operationalvoltage AC 50 Hz	Voltage tolerance DC
5812592430		-	230 V	-
5812593530		24 V	-	-10% / +10%
5812593430		-	230 V	-
5812790530		24 V	-	-10% / +10%
5812790430		-	230 V	-
5812791530		24 V	-	-10% / +10%
5812791430		-	230 V	-
5812792530		24 V	-	-10% / +10%
5812792430		-	230 V	-
5812793530		24 V	-	-10% / +10%
5812793430		-	230 V	-

Part No.	Voltage tolerance AC 50 Hz	Power consumption DC	Holding power AC 50 Hz	Switch-on power AC 50 Hz
5812490530	-10% / +10%	6,7 W	-	-
5812490430	-10% / +10%	-	10,8 VA	15,2 VA
5812491530	-10% / +10%	6,7 W	-	-
5812491430	-10% / +10%	-	10,8 VA	15,2 VA
5812492530	-10% / +10%	6,7 W	-	-
5812492430	-10% / +10%	-	10,8 VA	15,2 VA
5812493530	-10% / +10%	6,7 W	-	-
5812493430	-10% / +10%	-	10,8 VA	15,2 VA
5812590530	-10% / +10%	6,7 W	-	-
5812590430	-10% / +10%	-	10,8 VA	15,2 VA
5812591530	-10% / +10%	6,7 W	-	-
5812591430	-10% / +10%	-	10,8 VA	15,2 VA
5812592530	-10% / +10%	6,7 W	-	-
5812592430	-10% / +10%	-	10,8 VA	15,2 VA
5812593530	-10% / +10%	6,7 W	-	-
5812593430	-10% / +10%	-	10,8 VA	15,2 VA
5812790530	-10% / +10%	6,7 W	-	-
5812790430	-10% / +10%	-	10,8 VA	15,2 VA
5812791530	-10% / +10%	6,7 W	-	-
5812791430	-10% / +10%	-	10,8 VA	15,2 VA
5812792530	-10% / +10%	6,7 W	-	-
5812792430	-10% / +10%	-	10,8 VA	15,2 VA
5812793530	-10% / +10%	6,7 W	-	-
5812793430	-10% / +10%	-	10,8 VA	15,2 VA

Part No.	Pilot	Working pressure min./max.	Electrical connection Pilot valve	Throttle
5812490530	internal	3 ... 16 bar	Plug EN 175301-803, form A	-
5812490430	internal	3 ... 16 bar	Plug EN 175301-803, form A	-
5812491530	internal	3 ... 16 bar	Plug EN 175301-803, form A	with throttle
5812491430	internal	3 ... 16 bar	Plug EN 175301-803, form A	with throttle
5812492530	external	-0,95 ... 16 bar	Plug EN 175301-803, form A	-
5812492430	external	-0,95 ... 16 bar	Plug EN 175301-803, form A	-

Part No.	Pilot	Working pressure min./max.	Electrical connection Pilot valve	Throttle
5812493530	external	-0,95 ... 16 bar	Plug EN 175301-803, form A	with throttle
5812493430	external	-0,95 ... 16 bar	Plug EN 175301-803, form A	with throttle
5812590530	internal	3 ... 16 bar	Plug EN 175301-803, form A	-
5812590430	internal	3 ... 16 bar	Plug EN 175301-803, form A	-
5812591530	internal	3 ... 16 bar	Plug EN 175301-803, form A	with throttle
5812591430	internal	3 ... 16 bar	Plug EN 175301-803, form A	with throttle
5812592530	external	-0,95 ... 16 bar	Plug EN 175301-803, form A	-
5812592430	external	-0,95 ... 16 bar	Plug EN 175301-803, form A	-
5812593530	external	-0,95 ... 16 bar	Plug EN 175301-803, form A	with throttle
5812593430	external	-0,95 ... 16 bar	Plug EN 175301-803, form A	with throttle
5812790530	internal	3 ... 16 bar	Plug EN 175301-803, form A	-
5812790430	internal	3 ... 16 bar	Plug EN 175301-803, form A	-
5812791530	internal	3 ... 16 bar	Plug EN 175301-803, form A	with throttle
5812791430	internal	3 ... 16 bar	Plug EN 175301-803, form A	with throttle
5812792530	external	-0,95 ... 16 bar	Plug EN 175301-803, form A	-
5812792430	external	-0,95 ... 16 bar	Plug EN 175301-803, form A	-
5812793530	external	-0,95 ... 16 bar	Plug EN 175301-803, form A	with throttle
5812793430	external	-0,95 ... 16 bar	Plug EN 175301-803, form A	with throttle

Nominal flow Qn at 6 bar and  $\Delta p = 1$  bar

## Technical information

The min. control pressure must be adhered to, since otherwise faulty switching and valve failure may result!

The pressure dew point must be at least 15 °C under ambient and medium temperature and may not exceed 3 °C .

The oil content of compressed air must remain constant during the life cycle.

Use only the approved oils from AVENTICS. Further information can be found in the "Technical information" document (available in the MediaCentre).

## Technical information

Housing	Aluminum
Seals	Acrylonitrile butadiene rubber

## Dimensions

### Dimensions

