









5/2-directional valve, Series 581, size 2

- ISO 5599-1
- ISO 2
- 5/2
- Qn = 2700 l/min
- Compressed air connection output Base plate ISO 5599-1
- Electrical connection Plug, EN 175301-803, form A
- Manual override without



Version	Spool valve
Sealing principle	Soft sealing
Blocking principle	Single base plate principle
Connection type	Plate connection
Standards	ISO 5599-1, ISO 2
Working pressure min./max.	See table below
Control pressure min./max.	1,5 ... 16 bar
Ambient temperature min./max.	-15 ... 50 °C
Medium temperature min./max.	-15 ... 50 °C
Medium	Compressed air
Max. particle size	50 µm
Oil content of compressed air	0 ... 5 mg/m ³
Nominal flow Qn	2700 l/min
Flow conductance C	10,8 l/(s*bar)
Protection class with connection	IP65
Duty cycle	100 %
Typ. switch-on time	14 ms
Typ. switch-off time	14 ms
Mounting screw	with hexagon socket
Mounting screw tightening torque	3,5 Nm
Weight	0,71 kg

Technical data

Part No.		Operationalvoltage DC	Operationalvoltage AC 50 Hz	Voltage tolerance DC
5812290530		24 V	-	-10% / +10%
5812290430		-	230 V	-
5812291530		24 V	-	-10% / +10%
5812291430		-	230 V	-
5812292530		24 V	-	-10% / +10%
5812292430		-	230 V	-
5812293530		24 V	-	-10% / +10%
5812293430		-	230 V	-

Part No.	Voltage tolerance AC 50 Hz	Power consumption DC	Holding power AC 50 Hz	Switch-on power AC 50 Hz
5812290530	-10% / +10%	6,7 W	-	-
5812290430	-10% / +10%	-	10,8 VA	15,2 VA

Part No.	Voltage tolerance AC 50 Hz	Power consumption DC	Holding power AC 50 Hz	Switch-on power AC 50 Hz
5812291530	-10% / +10%	6,7 W	-	-
5812291430	-10% / +10%	-	10,8 VA	15,2 VA
5812292530	-10% / +10%	6,7 W	-	-
5812292430	-10% / +10%	-	10,8 VA	15,2 VA
5812293530	-10% / +10%	6,7 W	-	-
5812293430	-10% / +10%	-	10,8 VA	15,2 VA

Part No.	Pilot	Working pressure min./max.	Electrical connection Pilot valve	Throttle
5812290530	internal	1,5 ... 16 bar	Plug EN 175301-803, form A	-
5812290430	internal	1,5 ... 16 bar	Plug EN 175301-803, form A	-
5812291530	internal	1,5 ... 16 bar	Plug EN 175301-803, form A	with throttle
5812291430	internal	1,5 ... 16 bar	Plug EN 175301-803, form A	with throttle
5812292530	external	-0,95 ... 16 bar	Plug EN 175301-803, form A	-
5812292430	external	-0,95 ... 16 bar	Plug EN 175301-803, form A	-
5812293530	external	-0,95 ... 16 bar	Plug EN 175301-803, form A	with throttle
5812293430	external	-0,95 ... 16 bar	Plug EN 175301-803, form A	with throttle

Nominal flow Qn at 6 bar and $\Delta p = 1$ bar

Technical information

The min. control pressure must be adhered to, since otherwise faulty switching and valve failure may result!

The pressure dew point must be at least 15 °C under ambient and medium temperature and may not exceed 3 °C .

The oil content of compressed air must remain constant during the life cycle.

Use only the approved oils from AVENTICS. Further information can be found in the "Technical information" document (available in the MediaCentre).

Technical information

Housing	Aluminum
Seals	Acrylonitrile butadiene rubber

Dimensions

Dimensions

