









# 5/2-directional valve, Series 581, size 2

- ISO 5599-1
- ISO 2
- 5/2
- With spring return
- $Q_n = 2700$  l/min
- Compressed air connection output Base plate ISO 5599-1
- Electrical connection Plug, ISO 15217, form C
- Manual override without detent



Version	Spool valve
Sealing principle	Soft sealing
Blocking principle	Single base plate principle
Connection type	Plate connection
Standards	ISO 5599-1, ISO 2
Working pressure min./max.	See table below
Control pressure min./max.	3 ... 10 bar
Ambient temperature min./max.	-10 ... 50 °C
Medium temperature min./max.	-10 ... 50 °C
Medium	Compressed air
Max. particle size	50 µm
Oil content of compressed air	0 ... 5 mg/m <sup>3</sup>
Nominal flow $Q_n$	2700 l/min
Flow conductance C	10,8 l/(s*bar)
Protection class with connection	IP65
Duty cycle	100 %
Typ. switch-on time	14 ms
Typ. switch-off time	28 ms
Mounting screw	with hexagon socket
Mounting screw tightening torque	4 Nm
Weight	0,3 kg

## Technical data

Part No.		MO	Operational voltage DC	Voltage tolerance DC
5812150130			24 V	-10% / +10%
5812151130			24 V	-10% / +10%
5812152130			24 V	-10% / +10%
5812153130			24 V	-10% / +10%

Part No.	Power consumption DC	Pilot	Working pressure min./max.
5812150130	2 W	internal	3 ... 10 bar
5812151130	2 W	internal	3 ... 10 bar
5812152130	2 W	external	-0,95 ... 10 bar
5812153130	2 W	external	-0,95 ... 10 bar

Part No.	Electrical connection Pilot valve	Throttle
5812150130	Plug ISO 15217, form C	-
5812151130	Plug ISO 15217, form C	with throttle
5812152130	Plug ISO 15217, form C	-
5812153130	Plug ISO 15217, form C	with throttle

Connection 12 must be connected with atmospheres, Nominal flow  $Q_n$  at 6 bar and  $\Delta p = 1$  bar, MO = Manual override

## Technical information

The min. control pressure must be adhered to, since otherwise faulty switching and valve failure may result!

The pressure dew point must be at least 15 °C under ambient and medium temperature and may not exceed 3 °C .

The oil content of compressed air must remain constant during the life cycle.

Use only the approved oils from AVENTICS. Further information can be found in the "Technical information" document (available in the MediaCentre).

## Technical information

Housing	Polyamide, fiber-glass reinforced
Seals	Acrylonitrile butadiene rubber

## Dimensions

### Dimensions

